

# PACKING - UNPACKING



## RETAIN ALL PACKING MATERIAL


WILL MAKE RE-PACKING EASIER AND REDUCE THE LIKELIHOOD OF SHIPPING DAMAGE

### TOP LAYER 1

**LIGHTLY FOLD GRAPHICS - DO NOT CREASE**



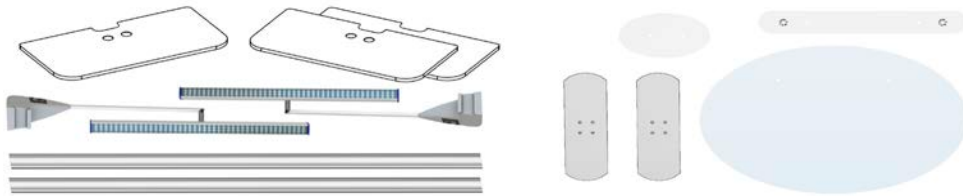
### LAYER 2




# RETAIN ALL PACKING MATERIAL

WILL MAKE RE-PACKING EASIER AND REDUCE THE LIKELIHOOD OF SHIPPING DAMAGE

## LAYER 3



## BOTTOM LAYER 4



# FASTENING CASE STRAPS

With cover on, feed the 2 front straps up thru the handles and over the top.

Connect front & back straps thru seatbelt connection.



Feed strap thru strap divider



**FASTENING CASE STRAPS**  
**-CONTINUED-**

Pull strap up and backwards



Smooth strap down and snugly fasten strap via velcro

