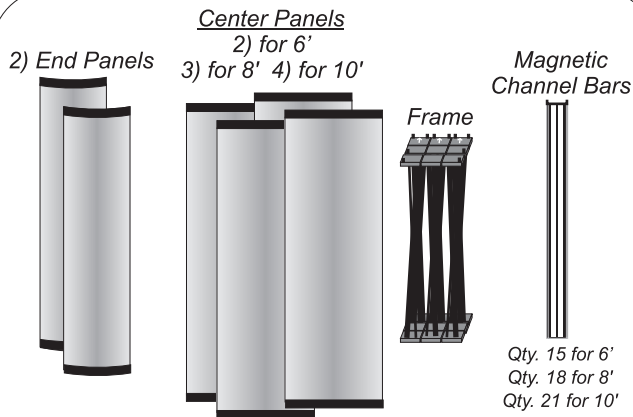


# Congratulations on the purchase of your 1UP Full Height Pop Up Display.

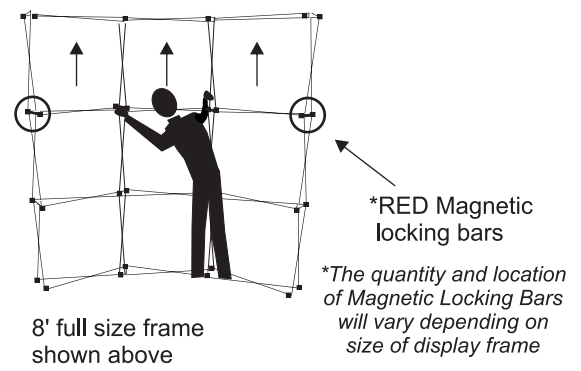


## Quick Directions

- 1 - Place frame on floor or table and expand frame upward. Secure frame with magnetic locking bars
- 2 - Install magnetic channel bars
- 3 - Magnetically attach Center Panels then End Caps

## 1

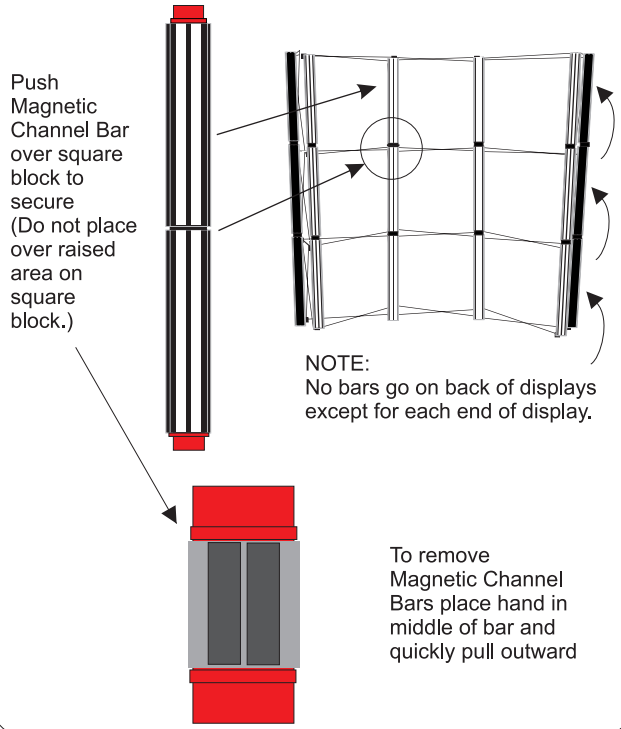
Expand frame upward until **MAGNETIC LOCKING BARS** make contact, this will hold the frame in place to install the magnetic channel bars in step 2.



**To release the Magnetic Locking Bars** place one hand on each side of locking bar and in a quick motion pull apart. Be sure all Magnetic Bars are release before attempting to lower frame.

## 2

### Channel Bar Installation



## 3

### Panel Installation

