

# Outdoor Horizontal A-Frame

8'

## Product Parts

- 1 - End A-Frame Pole (x2)
- 2 - Horizontal Poles (x8)
- 3 - Ground Spikes (x8)
- 4 - Hooked Bungee Cords (x16)
- 5 - Center A-Frame Pole




## Display Set-Up

### Step 1

Begin by removing all the parts from the bag and placing them on a clean flat surface.



Position the two End A-Frame Poles (1) so they are spaced approximately 100" apart with the black connectors facing each other and the Center A-Frame Pole (5) in the middle of the two. Place two Horizontal Poles (2) between the top and bottom connectors of the End A-Frame Poles (1) and the Center A-Frame Pole (5).



### Step 3


Once the unit is assembled, stand it upright and extend the A-Frame Pole (1) Hinges until it stands on its own.

Secure by pressing the hinges down to the locked position.



### Step 2

Connect the eight Horizontal Poles (2) with the A-Frame Poles (1,5) by inserting the open end of the Horizontal Poles (2) into the black connecting joints.



### Step 4

Prepare the unit for your graphics by threading the Hooked Bungee Cords (4) on the outside of the Horizontal Poles (2) and secure by passing the hook end through the open loop.




## Display Set-Up Continued...

### Step 5

Once six of the Hooked Bungee Cords (4) are attached to the unit, simply connect your graphic by hooking your banner's grommets.

Position the outside four Hooked Bungee Cords (4) so that one strand is on the Horizontal Pole (2) and the second strand is on the End A-Frame Pole (1).



To attach a graphic to the other side, simply repeat these steps.

### Step 6

To secure the unit with installed graphics outside on grass or soil, use the Ground Spikes (3) to fix the frame in place. Simply push the spikes into the ground and position so the hook holds the display secure.



Ground Spike

## Storage

Place all product parts into Carry Case and store in a cool dry location.



## Care

To clean, wipe with damp cloth.

*Warranty Information: All products are designed to provide the user with a cost-effective and durable product. Standard warranty is a 'one year parts and labor' warranty which warrants product against defects in material and workmanship. It does not cover damage due to accidents, abuse, or normal wear and tear. Products found to be defective will be replaced or repaired at factory's discretion.*