xpressions® express™

EXPRESS Kit A

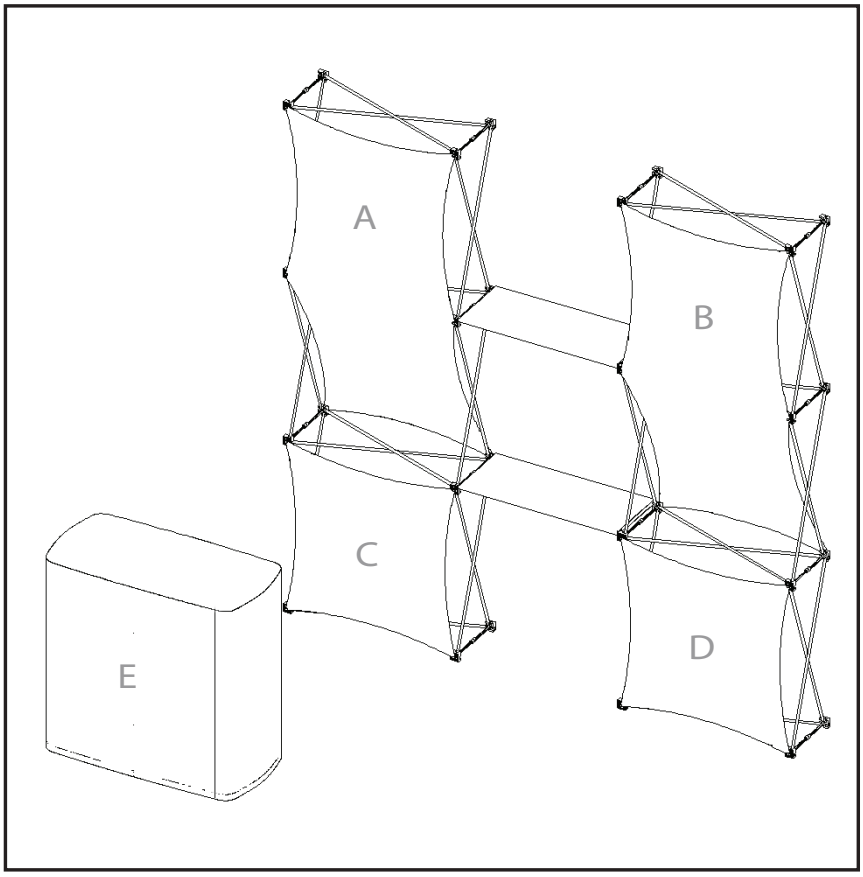

A	Skin	Size	
28″ W, 59″ h	1X2 Vertical Thread	28″ x 59″	W H
		1x2 Thread vertical Shown as it will appear on the Xpressions unit	

B	Skin	Size	
28″ W, 59″ h	1X2 Vertical Thread	28″ x 59″	W H
		1x2 Thread vertical Shown as it will appear on the Xpressions unit	

C	Skin	Size	
28″, 28	1x1 Flat Front	28″ x 28″	W H
		1x1 Flat Front Shown as it will appear on the Xpressions unit	

D	Skin	Size	
28″, 28″	1x1 Flat Front	28″ x 28″	W H
		1x1 Flat Front Shown as it will appear on the Xpressions unit	

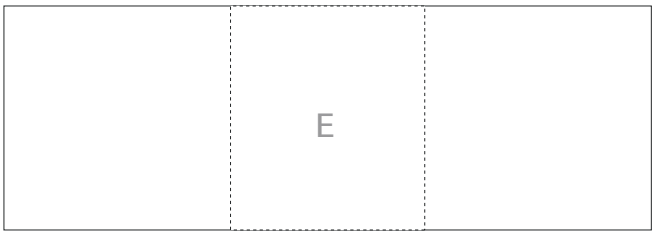

100″w x 34.6″h Live Area 30″ centered

Kit A

Kit includes:

- Two 1x3 xpressions™ SNAP frames
- Four xpressions™ skins
- Two shelves
- One case wrap
- Case that converts to podium

It is recommended that all text and borders be 2″ from the finish size

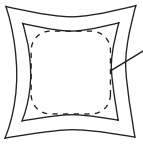

Focus Area Key

focus area is always 3"-5" inside edge of all four sides on all skin styles and sizes

©2004/Patent Pending

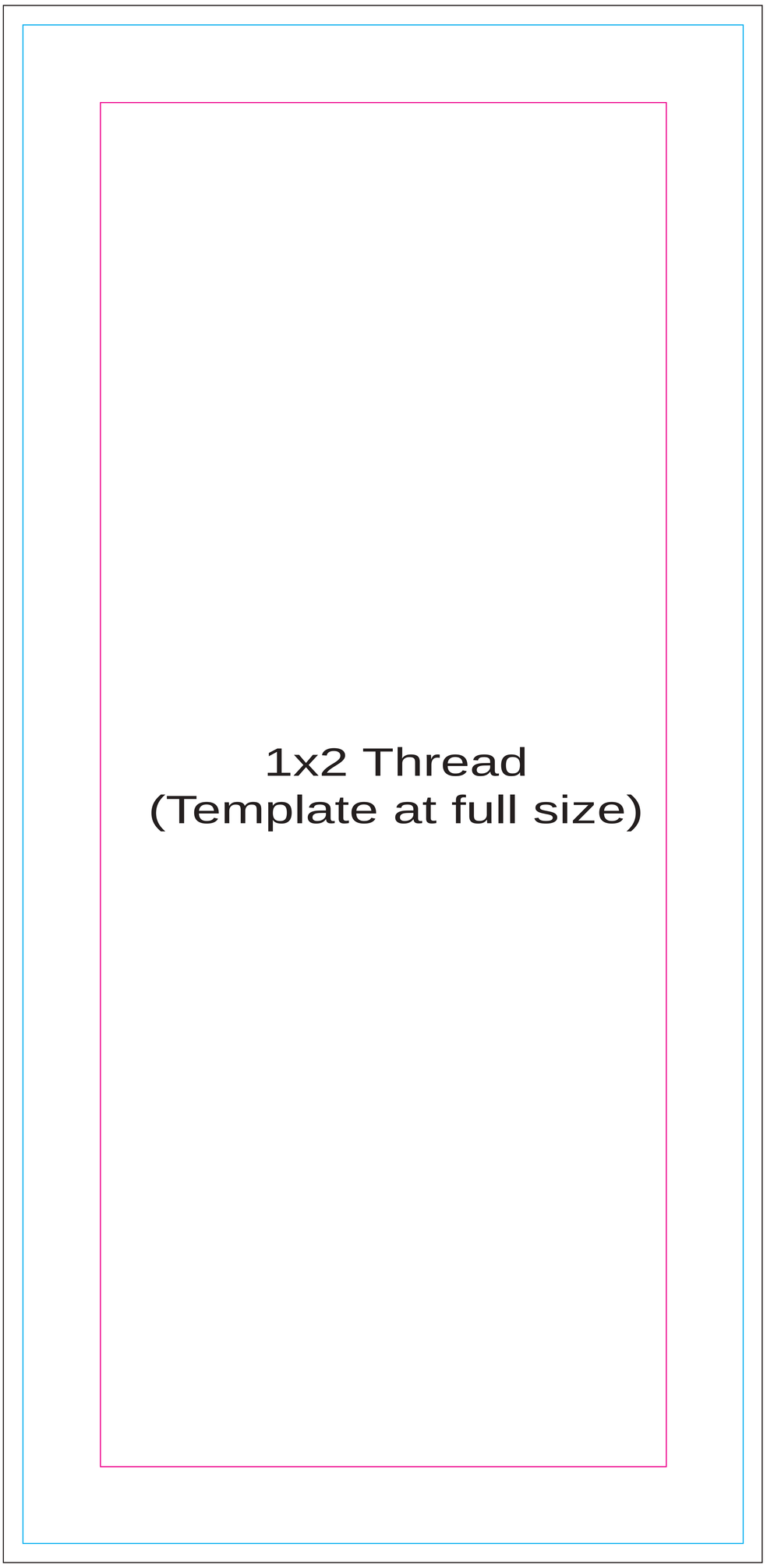

SKIN A

Print Size: 29.5"w x 60.5"h
Final Size: 28"w x 59"h
X-FACTOR (Live Area) Shown: 3" in on all sides

X-FACTOR: 3-5" in on all sides. 3" in allows for moderate amount of distortion, while 5" eliminates distortion almost altogether. If NO distortion is the desired result, please contact your Graphic Support Representative. Consult http://www.visproducts.com for comprehensive file prep and set up guides.

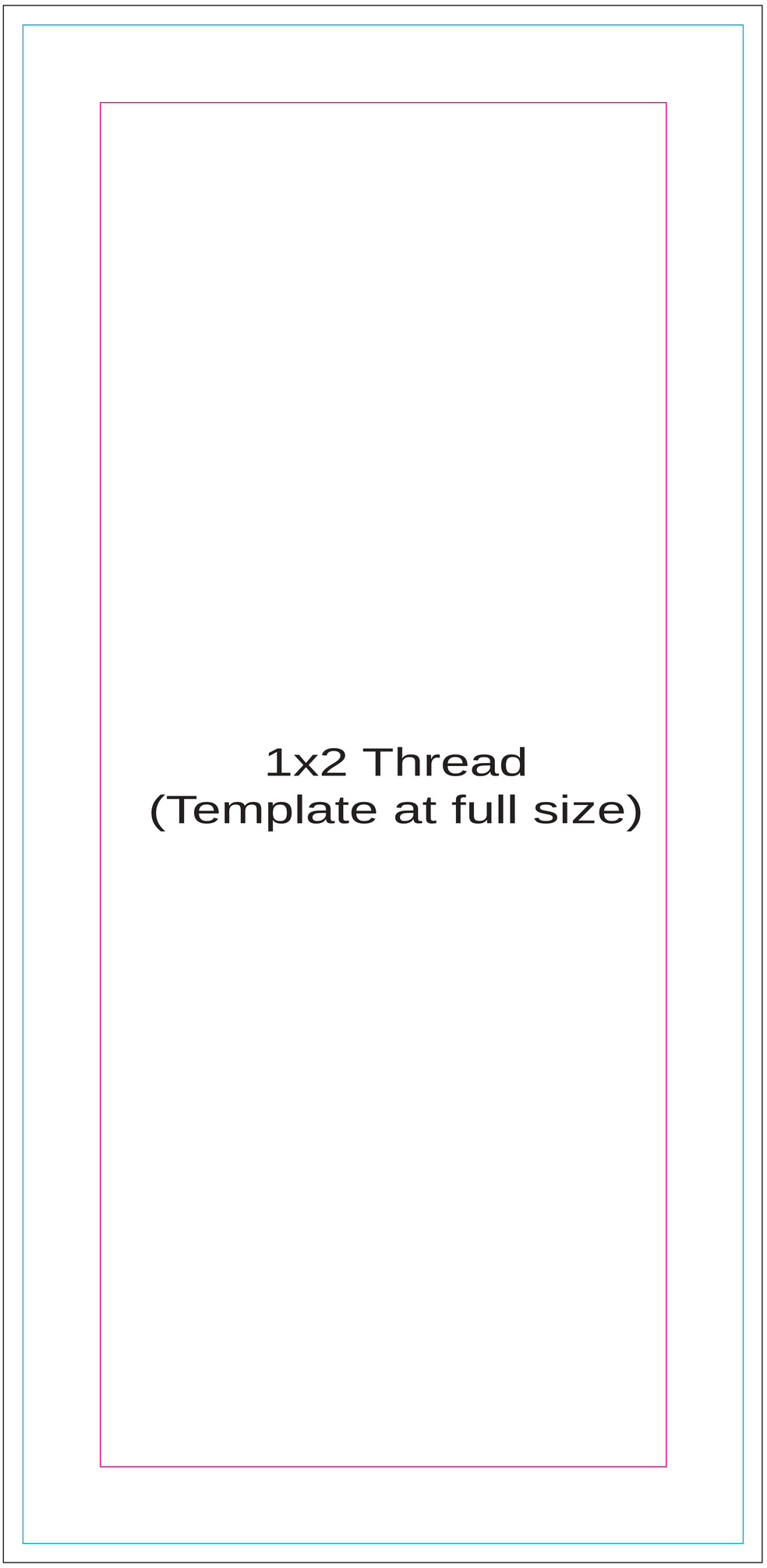

SKIN B

Print Size: 29.5”w x 60.5”h
Final Size: 28”w x 59”h
X-FACTOR (Live Area) Shown: 3” in on all sides

X-FACTOR: 3-5” in on all sides. 3” in allows for moderate amount of distortion, while 5” eliminates distortion almost altogether. If NO distortion is the desired result, please contact your Graphic Support Representative. Consult http://www.visproducts.com for comprehensive file prep and set up guides.

SKIN C

Print Size: 29.5”w x 29.5”h
Final Size: 28”w x 28”h
X-FACTOR (Live Area) Shown: 3” in on all sides

X-FACTOR: 3-5” in on all sides. 3” in allows for moderate amount of distortion, while 5” eliminates distortion almost altogether. If NO distortion is the desired result, please contact your Graphic Support Representative. Consult http://www.visproducts.com for comprehensive file prep and set up guides.

SKIN D

Print Size: 29.5”w x 29.5”h
Final Size: 28”w x 28”h
X-FACTOR (Live Area) Shown: 3” in on all sides

X-FACTOR: 3-5” in on all sides. 3” in allows for moderate amount of distortion, while 5” eliminates distortion almost altogether. If NO distortion is the desired result, please contact your Graphic Support Representative. Consult http://www.visproducts.com for comprehensive file prep and set up guides.

100”

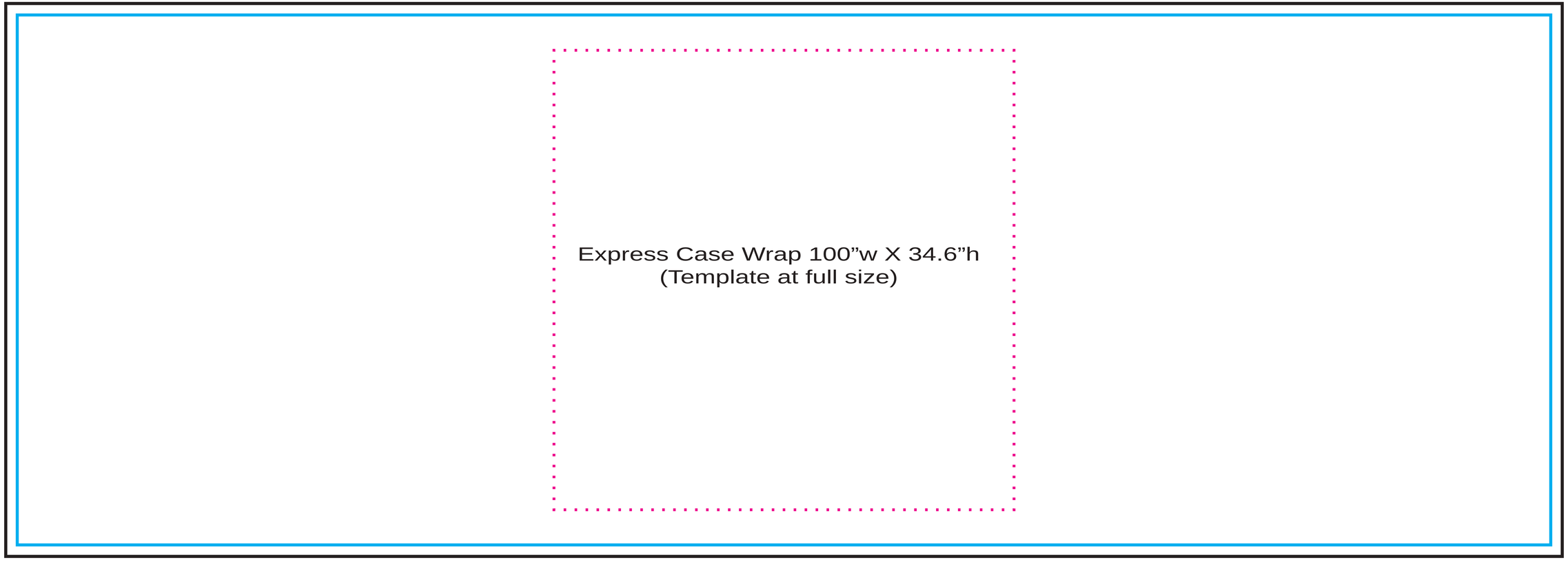

34.6”

SKIN E

Print Size: 101.5”w x 36.1”h
Final Size: 100”w x 34.6”h
Live Area: 30”w x 30”w centered

NOTE: ALL SET UP INSTRUCTIONS APPLY TO THE 4X3 US SKIN SIZES AS WELL

xpressions SNAP!™

Setup Guide 2010

• File Setup •

FOR GENERAL FILE SETUP CONSULT THE FULL FILE PREP GUIDELINE AT:
http://xpressions-snap.com/guidelines.htm

For all XSnap skins we require 1.5" of bleed OVERALL (.75" on all sides). If bleed is not provided to us we will do our best to add/clone your artwork when applicable. If not, we will need to bleed out your image to ensure we have enough for print/finishing. See example below:

Artwork provided w/out bleed

Image bled out for print size

Finished Size

• X-Factor •

Due to the nature of the Xpressions® graphics, we recommend keeping all artwork elements you do not want distorted (ie text, logos, or faces) 3-5" in on all sides. Examples below:

5" in - least amount of distortion

3" in - distortion becomes more apparent

1" in - distortion very noticeable

PLEASE NOTE IF DISTORTION IS INTENDED AS PART OF DESIGN