


A	Skin	Size
	29" x 29"	W
		H
1x1 Double Twist		
1x1 Double Twist Shown as it will appear on the Xpressions unit		
B	Skin	Size
	29" x 29"	W
		H
1x1 Double Twist		
1x1 Double Twist Shown as it will appear on the Xpressions unit		
C	Skin	Size
	29" x 29"	W
		H
1x1 Double Twist		
1x1 Double Twist Shown as it will appear on the Xpressions unit		

It is recommended that all text and borders be 2" from the finish size


Focus Area Key
 focus area is always 3"-5" inside edge of all four sides on all skin styles and sizes
 see xpressions-snap.com for details



1x1 Double Twist 29" x 29"
(Template at full size)

SKIN A


Indicates 1.5" bleed
Indicates edge of skin
Indicates 3" focus area



1x1 Double Twist 29" x 29"
(Template at full size)

SKIN B

Indicates 1.5" bleed
Indicates edge of skin
Indicates 3" focus area



1x1 Double Twist 29" x 29"
(Template at full size)

SKIN C

Indicates 1.5" bleed
Indicates edge of skin
Indicates 3" focus area