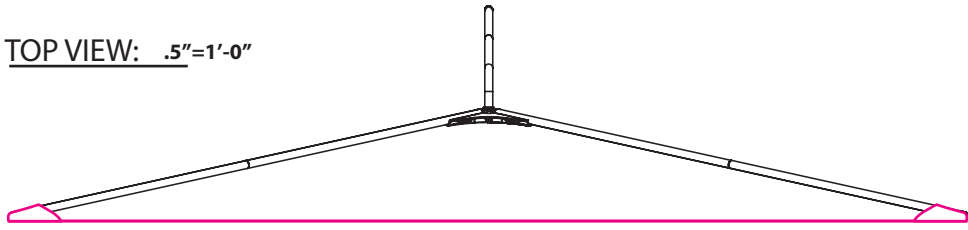
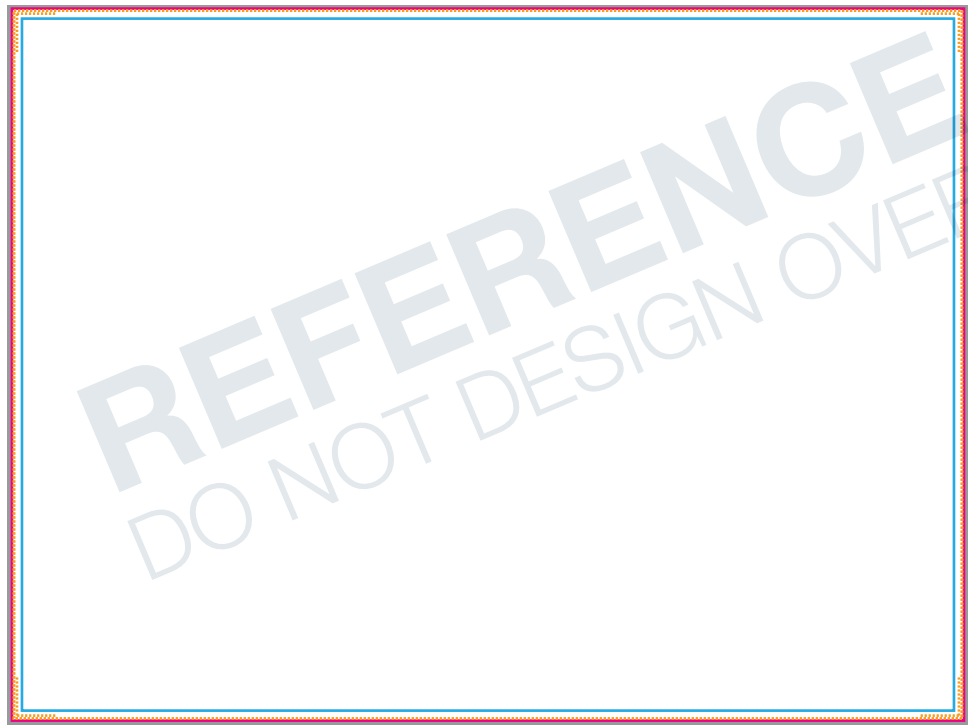


10' Traverse Wall (Dye-Sublimation)

TOP VIEW: .5"=1'-0"



FACE VIEW: .5"=1'-0"



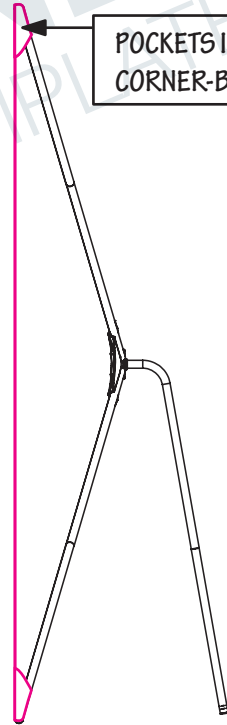
120" (bleed area)

90"
(bleed area)

**FOR REFERENCE ONLY
PLEASE USE FULL SIZE
TEMPLATES ON PAGE 2
TO SET UP ARTWORK**

- All images must be embedded
- All fonts must be outlined.

POCKETS IN EACH
CORNER-BACKSIDE



SIDE VIEW: .5"=1'-0"

TEMPLATE KEY

- = BLEED AREA
- = FINISHED SIZE
- = SAFE AREA
- = STITCH LINE

BLEED AREA

120"W x 90"H
(.5" on all sides)

Area of art that is used for finishing product. Background color/image should extend into this area.

FINISHED SIZE

119"W x 89"H

Area of art that is visible after finishing product. Background color/image should extend into the bleed area.

STITCH LINE

118.5"W x 88.5"H

SAFE AREA

116.5"W x 86.5"H

Recommended area to place artwork. Artwork within this area will be safe from variance in cut of finished edge /stitch line.

Using PMS colors in your art is recommended but an exact match cannot be guaranteed.

Dye-Sub products are printed CMYK (4 color) process from your art file.

ACCEPTABLE FILE FORMATS:



Vector lines



Vector image

- Adobe Illustrator (.ai, .pdf, .eps)
- All Fonts Outlined
- Images Embedded



Raster image

- Adobe Photoshop (.psd, .tif, .jpg)
- 200 DPI at 100% Scale